

SL Series Street Light

STREET AND ROADWAY LIGHTING

300-480V

100-277V

**LM79
LM80**

IP65



PROJECT INFORMATION

Project Name _____

Catalog No. _____ Date _____

DESCRIPTION

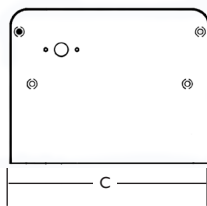
The ActiveLED® SL Series Street Light is a dynamic and versatile street lighting fixture offering numerous lighting patterns. Delivering the highest performance and quality, while consuming 50-85% less energy than conventional lighting. Uniform light output focuses light on the road or path-side of the pole and offering Dark Sky compliance, less glare and is wildlife friendly.

Applications include: Trails, Walkway and Pathway Lighting



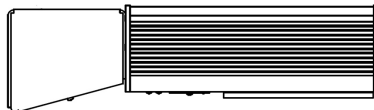
SL Series Street Light

DIMENSIONS



A	B	C
4.76"	34"	6.13"
12.09cm	86.36cm	15.57cm

MOUNTING OPTIONS



Contact the factory for other Mounting Options

FEATURES

- ActiveREST™ Dimming Technology - Fixture may be automatically dimmed when full light levels are not required. EXAMPLE - Dimming level 40 equates to less than 9% of actual watts being consumed.
- ThermalDRAW™ Cooling Technology - Patented cooling technology ensures LED components will equal or exceed warranty.
- LightSpace® Lighting Controls - Fixture is capable of being programmed and controlled either individually or as part of a lighting zone via remote sensors, switches or building management system (BMS).
- Battery Backup Enabled - This option provides 48V DC support for an Emergency Battery Backup Unit (BBU sold separately) creating an Emergency LED Light Fixture.
- Dusk/Dawn Sensor - Optional photocell allows fixture to automatically turn on or off based on daylight detection.
- IR Receiver Plus Motion - Optional remote passive infrared (PIR) motion sensor with IR receiver for programmable Vacant-to-OFF and Vacant-to-Dim level programming.
- IR Receiver - Optional integral IR sensor only for ON-to-Dim programming.
- Warranty - 10 Year Warranty on LED elements, fixture housing, and LED Driver. Eligible for extended two year warranty. See page 2 for additional warranty information.



LIGHT OUTPUT

6,100 lm

WATTS

74 W

LUMENS per WATT

83 lm/W

LIGHT COLOR (CCT)

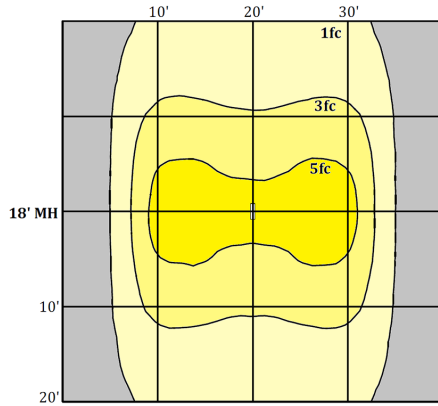
5,000 K

ActiveLED®
Energy Efficient Lighting and Controls

NOTE: Lighting Facts shown for SL, 72W only.
For more Lighting Facts, visit lightingfacts.com for the Label and Label Reference Guide.



PHOTOMETRICS



PERFORMANCE DATA

AMBIENT TEMPERATURES	0 HOURS	45,000 HOURS	90,000 HOURS
77°F (25°C)	1.00	0.99	0.99
104°F (40°C)	1.00	0.98	0.96
131°F (55°C)	1.00	0.96	0.92
140°F (60°C)	1.00	0.95	0.90

Projected Lumen Maintenance (TM-21)

NOTE: Calculated using data collected according to LM-80 lumen maintenance on the LED package.

NOTE: Photometrics shown for SL Series Wide 48W only. Contact company for photometrics on other sizes.

GENERAL SPECIFICATIONS

Input Voltage	Auto-sensing, 100-277 Volts AC, 50/60 Hz; Auto-sensing, 300-480 Volts AC, 50/60 Hz	LED Optics	IP65 rated, thermally bonded LEDs, borosilicate glass lens w/silicone sealing. Patented thermal management mounting system
Input Power	36, 48 and 72 LED Watts 38, 50 and 74 Input Watts	Bug Rating	B3 U0 G3
Power Factor	> 0.95 (at ~100-277 Volts)	CCT	2700K, 3000K, 3500K, 4000K, or 5000K
THD	Total Harmonic Distortion (THD) <20% (typical 9.9%)	Housing	Extruded aluminum for enclosure and heat sinking parts, stainless steel hardware
Driver	Integral driver with integrated intelligent controls and integral heat sink	Finish	Powder coated after fabrication
Operating Temperature	-58° F to 149° F (-50° C to 65° C)	Dimensions	4.77" Height, 6.14" Wide and 40" Length (12.11cm x 15.59cm x 101.6cm)
Lumen Lifetime	L90/90K Hrs @ 60° C (90,000 Hrs with 90% Luminous Flux)	Weight	32 pounds (14.51kg)

WARRANTY

Ten (10) Year Warranty - LEDs, Fixture, and Driver shall conform to its published specifications under normal usage and operating conditions including "no light loss" of more than 10% at the end of the period. LEDs will produce at least 90% of their initial light output with no color shift after 90,000 hours of operation. Extended 2 year warranty available when fixture is used in conjunction with an ActiveLED Surge Protection Device (SPD). See "Limited Warranty for Ringdale Industries and ActiveLED Lighting Products" for more information.

LISTINGS AND TESTS

cUL listed driver, UL I598, CE, suitable for exterior locations. RoHS compliant. IP65 Rated optical assembly, BUG Rated B3 U0 G3, LM-79 and LM-80 info available. Conforms to FCC Part 15.19 Subpart B Class A. Made in USA - ARRA Compliant.

ORDERING INFORMATION

Example: SL1UD-RM-FF5048SL

SL1									
-----	--	--	--	--	--	--	--	--	--

Style	Voltage	Dusk to Dawn Selection	Mount	Optics	Diffuser	CCT	Watts	Color	Options
SL1	U 100-277 VAC, 50/60 Hz.	D Standard "Button" Style Dusk	RM Round Arm Mount	F All Forward Pattern	C High Impact Composite	50 5,000K	36 36W LED, 38W Max	SL Silver	B Battery Backup Enabled
	6 300-480 VAC, 50/60 Hz., Digitally & BBU Enabled	N None, Solar Configuration	SP Square Pole Mount	L All Left Pattern	D Mottled Glass	40 4,000K	48 48W LED, 50W Max	BK Black	J B plus M
	S Solar Integrated, DC Only Driver	P Optional "Twist-Lock" Dusk	PT Pole Top Mount	R All Right Pattern	E Etched Clear Low Fe Glass	35 3,500K	72 72W LED, 74W Max	BR Brown	M Motion + IR Receiver
	N None ¹		2P Square Pole Extender	T Traditional Pattern	F Clear Low Fe Glass	30 3,000K		BZ Bronze	N Motion/IR with Customized Timer / Dimming Parameters
	E 45/48 VDC Driver ²		4K Knuckle Tennon Mount	W Wide Pattern	G Bullet Proof Glass	27 2,700K		CG Charcoal	R IR Receiver Only, Programmable ³
			5K Knuckle J-Box Mount					WH White	
								X Custom	

¹ Requires remote driver. Consult factory.

² No AC Support.

³ 48W and 72W Only.